

Product Catalogue



BOREAL



Elegant & Durable Wood Doors & Door Frames

VENEER | LAMINATE | PAINT-GRADE

With superior craftsmanship and stunning designs, Boreal Commercial Wood Doors offer a perfect blend of beauty and functionality. These doors are designed to provide long-lasting performance while enhancing the aesthetic appeal of any commercial space.

Benefits of Boreal Commercial Wood Doors & Frames

- Made in Canada
- Exceptional Durability
- Wide Range of Finishes
- Customizable Designs
- Easy to Maintain and Clean




Modern & Stylish Toilet Partition Systems

PLASTIC LAMINATE | SOLID PHENOLIC

With tough construction and rugged good looks, Boreal Toilet Partitions offer durability that will save customers time, hassle, and maintenance costs. Boreal Toilet Partitions offer superior value that simply can't be beat by the competition

Benefits of Boreal Toilet Partitions

- Made in Canada
- Durable Construction
- Sleek, Elegant European Design
- Easy to Maintain/Clean
- Large selection of finishes
- Full Privacy options available



TOILET PARTITIONS



Aspen Series Collection

The Aspen Series blends elegance, modernism, and innovation with its unique “floating” pilaster design and full-height doors that align perfectly with the pilaster. The custom-designed hardware adds to the contemporary aesthetics, making this series a perfect upgrade for any washroom. Transform your space with the Aspen Series, delivering unmatched sophistication and privacy.

Materials: Plastic Laminate, Black-core Phenolic

Ultimate Privacy Line

Our Ultimate Privacy Series sets the benchmark for washroom privacy, embodying our dedication to excellence in design and privacy. The standard version of this series rivals the ultimate privacy features of other manufacturers, featuring a reduced bottom gap and an elegant design. Ideal for all washroom partition needs, this series comes in a variety of colors and materials, offering both aesthetic appeal and functionality. Choose our Ultimate Privacy partitions for the perfect blend of style and privacy in any setting.

Materials: Plastic Laminate, Black-core Phenolic



Dividers & Privacy Screens


Enhance your washroom with our premium privacy screens and urinal dividers, available in sleek Plastic Laminate and robust Phenolic. These high-quality solutions offer superior durability and easy maintenance, ensuring lasting performance.

With stylish designs that provide optimal privacy and comfort, our screens and dividers are the perfect addition to any modern restroom.

Custom Toilet Partitions

Transform your restroom with our custom toilet partitions, tailored to your exact project specifications. Choose from various door heights, widths, and materials, including premium options like the 47 Series Lock, glass inserts and ADA-compliant features. Enhance privacy with additional dividers and privacy screens.

Our custom partitions offer unmatched flexibility, combining durability, functionality, and style. Elevate your space with our expertly crafted, high-quality toilet partitions designed to impress.





Description		Ultimate Privacy	Aspen Series	Ultimate Privacy (ADA)	Aspen Series (ADA)
Door Dimension	Height	6'- 0"	85.5"	6'- 0"	85.5"
	Width	1'- 11 3/4"	1'- 11 3/4"	2'- 11 3/4"	2'- 11 3/4"
	Thickness	3/4"	3/4"	3/4"	3/4"
	Floor Gap	4.5"	4.5"	4.5"	4.5"
Pilaster Dimension	Height	78"	85.5"	78"	85.5"
	Width	Various	Various	Various	Various
	Thickness	3/4"	3/4"	3/4"	3/4"
Panel Dimension	Height	6'- 0"	85.5"	6'- 0"	85.5"
	Width	4'- 11"	4'- 11"	4'- 11"	4'- 11"
	Thickness	3/4"	3/4"	3/4"	3/4"
Lock		47 Series Lock	47 Series Lock	47 Series Lock	47 Series Lock
Overhead Channel		Y	Y	Y	Y
U Bracket		Y	Y	Y	Y
Hinges		2	3	2	3
Hook/Knob		Y	Y	Y	Y
Footing Type		Classic Shoe	Pedestal	Classic Shoe	Pedestal



Plastic Laminate Material Details

Boreal Architectural's approach to plastic laminate edge banding represents a significant advancement in the design and construction of toilet partitions. By fusing the edge banding with the substrate, Boreal Architectural creates a seamless beveled profile.

This innovative technique is noteworthy for several reasons:

- **Aesthetic Improvement:** Experience the superior aesthetics of our toilet partitions with the elimination of unsightly black lines found in traditional plastic laminate partitions. Our seamless integration offers a cleaner, more refined look, significantly enhancing the design and appearance of any restroom. Elevate your space with partitions that combine durability with exceptional visual appeal.
- **Durability and Longevity:** The fusion of edge banding with the substrate ensures enhanced durability, making it ideal for public and commercial restrooms. This robust construction withstands heavy use while maintaining a polished, professional appearance that lasts.
- **Hygiene and Maintenance:** With no gaps or lines for dirt and moisture to accumulate, the seamless beveled profile enhances hygiene and simplifies cleaning.



Solid Phenolic Material Details

Boreal's Solid Phenolic Toilet Partitions represent a robust and versatile material choice for restroom partitions, offering a blend of strength, durability, and design flexibility.

Here's how these features make Black Core Phenolic an excellent option for various applications:

- **High Temperature and Pressure Fusion:** The process of fusing phenolic sheets at high temperatures and pressures creates an exceptionally durable and resilient material. This technique enhances resistance to physical stress, impact, water, and chemicals, making it perfect for high-traffic, moisture-prone environments like public restrooms, locker rooms, and shower areas.
- **Strength and Serviceability:** Phenolic partitions are renowned for their structural integrity and longevity. Their resistance to scratches, dents, and vandalism, combined with low maintenance needs, makes them a cost-effective solution throughout their lifespan.
- **Class "B" Fire Rated Material:** The material's classification as Class "B" Fire Rated has been rigorously tested and meets specific standards for flame spread, chemical resistance, and smoke development.



Durability and Longevity

Our partitions are engineered to withstand the demands of busy commercial environments. Whether you choose plastic laminate or solid phenolic, you can be assured of long-lasting performance and minimal maintenance.



Enhanced Privacy Options

Our Aspen Classic and Aspen Elite lines offer full-privacy solutions, addressing the growing demand for enhanced privacy in commercial restrooms. These partitions provide floor-to-ceiling coverage, eliminating gaps and ensuring complete user privacy.



Aesthetic Appeal

Boreal Architectural's partitions are available in a wide range of colors, patterns, and finishes. This allows you to create a cohesive and attractive look that complements your commercial space's design.



Canadian-Made & Manufactured

Proudly made in Canada, our toilet partitions support local manufacturing and meet the highest standards of quality and craftsmanship. Choosing Boreal Architectural means you are investing in Canadian-made products that contribute to our economy and ensure exceptional reliability and performance.


Plastic Laminate Colours & Finishes



Classic Maple - 290



Bourbon Cherry - 204



Nova White - 555



Classic Black - 631



Canadian Grey - 168

Additional Colours Available upon Request

** Subject to longer lead times*


Solid Phenolic Colours & Finishes



Black Magic



Ivory Grey



Clinical White



Cocoa Teak

Hardware Finishes



Premium Pedestal-Type Legs



Concealed Screw Hinges



Occupancy Indicator Locks



Stainless Steel Coat Hook



Veneer Wood Doors

Experience the timeless elegance and natural beauty of our Veneer Wood Doors. Crafted from the finest wood veneers, these doors offer a rich, luxurious appearance that adds warmth and sophistication to any room.

Perfect for those who appreciate the subtle nuances of natural wood grain, veneer doors are an excellent choice for both traditional and contemporary interiors.

Key Features:

- **Premium Quality Veneers:** Select from a variety of wood species, each offering unique grain patterns and colors.
- **Durability:** Engineered for stability and strength, ensuring long-lasting beauty with matching hardwood edges
- **Customization:** Available in multiple designs, finishes, and sizes to match your specific needs.

Laminate Wood Doors

Combine practicality with style with our Laminate Wood Doors. Ideal for high-traffic areas, these doors are designed to withstand daily wear and tear while maintaining their attractive appearance. With a variety of textures and colors, laminate doors can mimic the look of real wood or offer sleek, modern aesthetics.

Key Features:

- **High Durability:** Resistant to scratches, moisture, and impact, making them perfect for busy households and commercial spaces.
- **Easy Maintenance:** Simply wipe clean with a damp cloth – no special treatments required.
- **Versatile Designs:** Choose from a wide range of styles and finishes to complement any decor



Paint-Grade Wood Doors

Our Paint-Grade Wood Doors offer the perfect canvas for your creativity. Whether you prefer a bold, vibrant color or a subtle, neutral tone, these doors are designed to be painted to your exact specifications. Made from high-quality wood, they provide a smooth surface for a flawless finish.

Key Features:

- **Smooth Surface:** Ideal for painting, ensuring an even and professional finish every time.
- **Customization:** Easily match your doors to any color scheme or design vision.
- **Affordability:** Get the look of custom doors without the high price tag.



Unmatched Quality

At Boreal Architectural, our Canadian-made wood doors showcase superior quality and craftsmanship. Handcrafted by skilled artisans, each door meets the highest standards of excellence, ensuring they are visually stunning and exceptionally durable for your commercial projects.



Local Availability and Faster Delivery

Choosing Canadian-made commercial wood doors from Boreal Architectural means shorter lead times and faster delivery. Our local manufacturing enables efficient production management and quicker access to high-quality products, reducing shipping costs and potential delays for a seamless, timely experience.



Extensive Customization Options

We understand that every project has unique requirements, which is why Boreal Architectural offers extensive customization options for our wood doors. From a variety of styles, finishes, and designs to precise measurements tailored to your specifications, our doors can be customized to perfectly align with your vision. This versatility ensures that you receive a door that not only fits seamlessly into your design but also elevates the overall look and feel of your commercial space.



Supporting Local Economy

When you choose Canadian-made wood doors from Boreal Architectural, you are investing in the local economy and supporting Canadian craftsmanship. Our commitment to producing doors locally helps sustain jobs and fosters economic growth within our communities. By opting for our doors, you are not only receiving a superior product but also contributing to the prosperity of local businesses and artisans who take pride in their work.



About Boreal Architectural Products Ltd.

Boreal Architectural Products Ltd, based in Toronto, Canada, is a privately held, family-owned and operated manufacturer of architectural products and commercial millwork. Boreal Canada was founded in 2011 by a highly experienced team with over 100 years of combined experience in the Canadian commercial millwork and architectural product manufacturing industry.

With the successful completion of hundreds of projects across Canada and beyond, our commitment to quality, service, professionalism and value continues to reach new customers and brands every year

Visit our website at borealarchitectural.com for more information



Elevating Interiors with Custom Millwork Solutions

At **Boreal Architectural**, we specialize in delivering exceptional custom millwork for commercial spaces, including restaurants, retail, offices, health & wellness centers, and medical and dental facilities. Our commitment to high-quality craftsmanship and attention to detail ensures that every project we undertake reflects the unique vision and needs of our clients.

Core Capabilities:

- **Custom Design & Fabrication:** Expertly crafted solutions tailored to your specific requirements, from initial concept to final installation.
- **Full-Service Millwork Shop:** Equipped with state-of-the-art machinery and skilled artisans, we handle all aspects of millwork fabrication under one roof.
- **Premium Material Selection:** Offering a wide array of high-quality materials, finishes, and hardware to match your design vision.
- **Seamless Project Management:** From consultation to completion, our team ensures smooth coordination, on-time delivery, and precise installation.

Why Choose Us?

- **Quality Craftsmanship:** Our highly skilled team is dedicated to producing superior millwork that meets the highest standards.
- **Innovative Design Solutions:** We collaborate closely with architects, designers, and contractors to create unique, functional, and aesthetically pleasing spaces.
- **Commitment to Excellence:** Every detail matters — we ensure meticulous attention to craftsmanship, durability, and finish.
- **Made in Canada:** Proudly manufacturing all our products in our state-of-the-art Toronto/GTA-based fabrication facility and supporting clients across Canada

Your Vision, Our Craftsmanship.



Specializing in Diverse range Commercial & Residential spaces including:

- Restaurants
- Retail Spaces
- Health & Wellness Centers
- Corporate Offices & Workspaces
- Medical & Dental Clinics
- Hotels & Hospitality
- Multi-Family & Condos

Specializing in a Full range of Fixtures & Finishes

- Custom Woodworking
- Millwork & Casework
- Cabinetry & Displays
- Custom Doors & Frames
- Custom Toilet Partitions
- Wall Cladding & Finishes
- Table Tops & Counters
- Slat Walls & Bulkheads
- Reception & POS Stations
- Restaurant & Retail Fixtures
- Branded Design Elements

MILLWORK PORTFOLIO



Paris Baguette
Toronto, ON



Misoya Ramen
Toronto, ON



CKTL & Co.
Toronto, ON



35 Britain St.
Toronto, ON



Sportsnet Grill
Toronto, ON



Qunubu Cannabis
Toronto, ON



Wingstop
Whitby, ON



Linx Kitchen + Social
Barrie, ON



Simply Smart Childcare
Toronto, ON



Burger King
Pickering, ON



Groundworks Chiropractic
Toronto, ON



Cambria Gallery
Toronto, ON



BOREAL

78 Trowers Road. Unit #2
Woodbridge, ON L4L 7K5
Phone: 905-265-7677
borealarchitectural.com

DOORS & FRAMES | TOILET PARTITIONS | MILLWORK

©2024 Boreal Architectural Ltd.