



Introducing...

Solid Phenolic (HPL) Toilet Partitions

Elegant Style | Durable Material | Long-Lasting

Introducing **Solid Phenolic Bathroom Partitions** from Boreal Architectural – the ideal solution for high-traffic washrooms. Crafted from an incredibly strong solid phenolic core, these partitions are engineered to endure the demanding conditions of heavy usage.

Resistant to water, stains, and impact, our phenolic partitions maintain their durability and appearance, even in the busiest environments.

Benefits of Solid Phenolic

- Fabricated in Canada
- Exceptional Durability
- Sleek, Elegant Design
- Low Maintenance
- Resistant to Heat and Moisture
- Scratch, Stain & Wear-Resistant
- Available in Standard & Ultimate Privacy



Standard Line				
Height	Floor Gap	Door Height	Material Thickness	Shoe Type
78" (6.5')	4.5"	56" (6.0')	3/4"	Classic Shoe
Aspen Classic Series (Ultimate Privacy)				
Height	Floor Gap	Door Height	Material Thickness	Shoe Type
90" (7.5')	4.5"	85.5" (7.125')	3/4"	Pedestal-Type

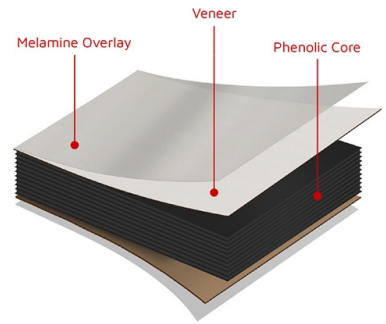


BOREAL

SOLID PHENOLIC COLOUR CHART

The perfect blend of aesthetics and affordability. Our high-pressure laminate finish is expertly fused to a solid phenolic core, delivering exceptional durability and style. With its sleek, impact-resistant surface, this partition is not only easy to maintain but also highly resistant to dirt, stains, and corrosion.


Available in a range of top colors and patterns, solid phenolic material provides limitless design possibilities, making it ideal for any new or existing washroom project.




Onyx Tundra-142



Muskoka Fog-538



Polar Ice-1082



Algonquin Walnut-2460

Colors are printed representations and should only be used as a reference.

Custom color options available upon request

** Indicates longer leadtime for fabrication/delivery